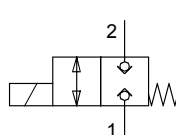
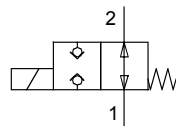
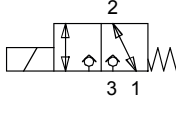
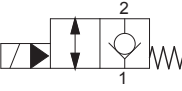
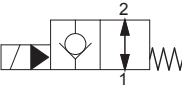
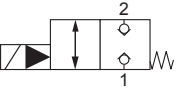
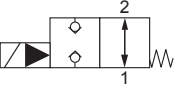


## APERÇU CARTOUCHES VALVE À CLAPET

Fonctions		Grandeurs					
		M18x1.5	M20x1.5	3/4"-16 UNF	M22x1.5	M33x2	M42x2
action directe 	Type	<b>SDSPM18-BA</b>	<b>SDEPM20-BA</b>	<b>SDEPU08-BA</b>	<b>SDSPM22-BA</b>		
	Feuille	1.11-2051	1.11-205A	1.11-205B	1.11-2061		
	Type Exd	<b>SDYPM18-BA</b>			<b>SDYPM22-BA</b>		
	Feuille	1.11-2052			1.11-2064		
	Type Exi	<b>SDZPM18-BA</b>					
	Feuille	1.11-2054					
	Logement	2.13-1002				2.13-1008	
action directe 	Type	<b>SDSPM18-AB</b>		<b>SDEPU08-AB</b>	<b>SDSPM22-AB</b>		
	Feuille	1.11-2051		1.11-205B	1.11-2061		
	Type Exd	<b>SDYPM18-AB</b>			<b>SDYPM22-AB</b>		
	Feuille	1.11-2052			1.11-2064		
	Type Exi	<b>SDZPM18-AB</b>					
	Feuille	1.11-2054					
	Logement	2.13-1002				2.13-1008	
action directe 	Type	<b>SDSPM18-FG</b>			<b>SDSPM22-FG</b>		
	Feuille	1.11-2051			1.11-2061		
	Type Exd	<b>SDYPM18-FG</b>			<b>SDYPM22-FG</b>		
	Feuille	1.11-2052			1.11-2064		
	Type Exi	<b>SDZPM18-FG</b>					
	Feuille	1.11-2054					
	Logement	2.13-1020				2.13-1004	

## APERÇU CARTOUCHES VALVE À CLAPET

Fonctions		Grandeurs					
		M18x1.5	M20x1.5	3/4"-16 UNF	M22x1.5	M33x2	M42x2
clapet piloté 	Type	<b>SVSPM18-BC</b>	<b>SVEPM20-BC</b>	<b>SVEPU08-BC</b>	<b>SVSPM22-BC</b>	<b>SVSPM33-BC</b>	<b>SVSPM42-BC</b>
	Feuille	1.11-2080	1.11-208A	1.11-208B	1.11-2082	1.11-2076	1.11-2091
	Type Exd				<b>SVYPM22-BC</b>	<b>SVYPM33-BC</b>	
	Feuille				1.11-2084	1.11-2085	
	Logement	2.13-1002	2.13-1042	2.13-1043	2.13-1008	2.13-1005	2.13-1050
clapet piloté 	Type	<b>SVSPM18-CB</b>		<b>SVEPU08-CB</b>	<b>SVSPM22-CB</b>	<b>SVSPM33-CB</b>	<b>SVSPM42-CB</b>
	Feuille	1.11-2080		1.11-208B	1.11-2082	1.11-2076	1.11-2091
	Type				<b>SVYPM22-CB</b>	<b>SVYPM33-CB</b>	
	Feuille				1.11-2084	1.11-2085	
	Logement	2.13-1002		2.13-1043	2.13-1008	2.13-1005	2.13-1050
clapet piloté 	Type			<b>SVEPU08-BA</b>		<b>SVSPM33-BA</b>	<b>SVSPM42-BA</b>
	Feuille			1.11-208B		1.11-2076	1.11-2091
	Type Exd					<b>SVYPM33-BA</b>	
	Feuille					1.11-2085	
	Logement			2.13-1043		2.13-1005	2.13-1050
clapet piloté 	Type					<b>SVSPM33-AB</b>	<b>SVSPM42-AB</b>
	Feuille					1.11-2076	1.11-2091
	Type Exd					<b>SVYPM33-AB</b>	
	Feuille					1.11-2085	
	Logement					2.13-1005	2.13-1050